

EXPAND YOUR WIFI NETWORK ONE UNIT AT A TIME

NS-01
CLOUDMESH SATELLITE



The NS-01 CloudMesh Satellite works wirelessly with a CloudMesh Gateway, forming a single powerful Whole Home WiFi Mesh network coverage.



WiFi AUTOPILOT

Every **NS-01 Satellite** includes the **CloudMesh WiFi AutoPilot**.

The **WiFi AutoPilot** constantly scans and analyses the end-user WiFi environment. If any detrimental changes are detected, the AutoPilot adjusts the Satellite's WiFi parameters. Any action taken is based on a patented and weighted algorithm, ensuring that the internet connection experience is not compromised. It ensures that every WiFi client device is connected on the best possible channel, using the fastest available band, at the perfect RF power level and at the closest WiFi access point.



WORKS WIRELESSLY WITH THE NF18MESH

The **CloudMesh Satellite** works wirelessly with the **NF18MESH**, forming a single powerful Whole Home WiFi Mesh network with all the control and settings centralized on the gateway (NF18MESH). The gateway becomes the **WiFi Mesh** master node and WiFi client devices roam seamlessly between the satellites and the gateway.

KEY FEATURES CONT.



CLOUD ORCHESTRATION

To operate effectively, multiple WiFi access points within the same environment need a centralized point of coordination and control. This is done by the **WiFi Analytics Cloud**.

In addition to that, the Cloud is performing all the CPU intensive processing and is using sophisticated machine learning techniques to detect and recognize historical WiFi environment patterns to avoid future WiFi interference.



SEAMLESS DEPLOYMENT

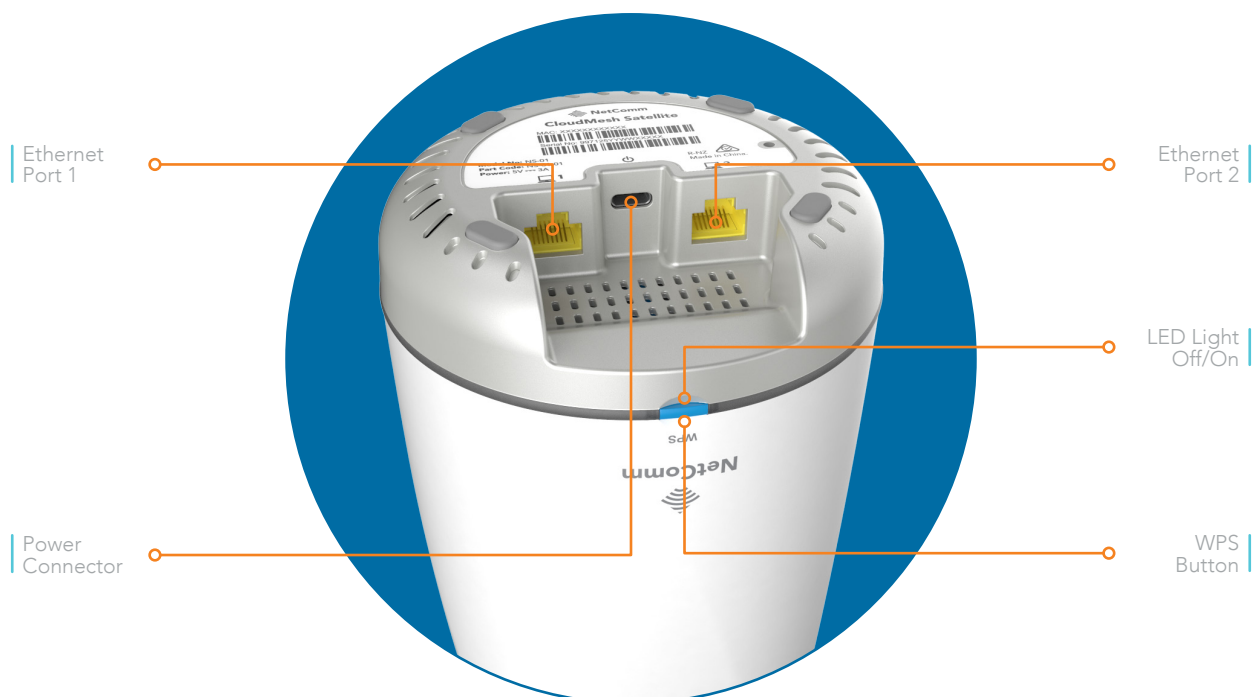
The **CloudMesh** system is a turnkey, out-of-the-box solution. ISP Satellite pre-provisioning is available via a cloud portal and API, allowing for a Zero Touch configuration experience for the end-user.

There is also an easy and fast alternative for in home setup using WPS buttons.



IMPROVED CUSTOMER EXPERIENCE

The **CloudMesh NS-01 Satellite** is a user-friendly device designed for an enhanced customer experience. It's developed to minimize common WiFi problems starting from the device placement to various WiFi interferences. Intelligent software inside paired with easy-to-understand LED lights will help end-users choose the optimal position for the best WiFi performance.



PRODUCT INTERFACES



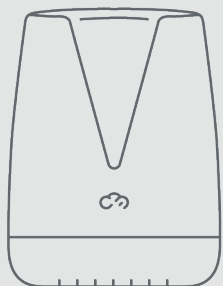
PERFECT FOR

- › ISPs looking to provide a cost-effective, fully integrated WiFi Mesh solution with full control and visibility of all access points to their new and existing customers
- › ISPs who want to reduce number of WiFi related support calls, using self-adapting WiFi Technology on the WiFi Mesh Satellites.
- › End-users living in larger units / houses searching for a seamless whole-home network solution to improve WiFi coverage.

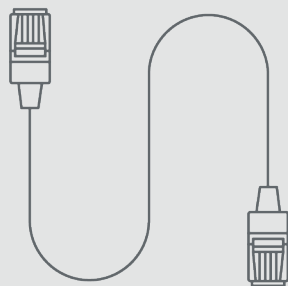
FEATURES AT A GLANCE

- › Automated WiFi issue resolution with WiFi Auto Pilot
- › Seamless connection with a CloudMesh Gateway
- › CloudMesh App for WiFi Analytics and Troubleshooting
- › LED light bar for indicating the optimal placement of each satellite
- › 2x Gigabit Ports for versatile connectivity
- › Vertical PCB and Antenna design for increased Wi-Fi coverage and cooling
- › Qualcomm-based chipset for powerful WiFi
- › Zero-touch setup, Cloud Orchestration and Seamless WiFi Client Roaming for best user experience

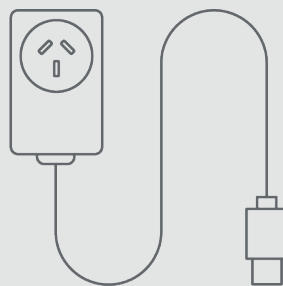
WHAT'S IN THE BOX




1 x NS-01
CloudMesh Satellite



1 x Ethernet Cable



1 x USB-C Power Adapter



1 x Quick Start Guide

TECHNICAL SPECIFICATIONS

WIRELESS NETWORK

- › IEEE 802.11 ac/n/g/a

WIRED NETWORK

- › 2 x Auto-sensing Gigabit LAN ports

DIMENSIONS (L X W X H)

- › 113 (w) x 145 (h) x 110 (d) mm

WEIGHT (PER UNIT)

- › 320g

POWER INPUT

- › 100 V to 240 V/AC, 50/60 Hz

TEMPERATURE

- › Operating Temperature Range:
0 to 40 °C
- › Storage Temperature Range:
-20 to 70 °C (-4 to 158 °F)

HUMIDITY

- › Operating Humidity Range:
10% to 90% non-condensing
- › Storage Humidity Range:
5% to 90% non-condensing

PART NUMBER

- › NS-01-01

Trademarks and registered trademarks are the property of NetComm Wireless Limited or their respective owners. Specifications are subject to change without notice. Images shown may vary slightly from the actual product.

NS-01_R2

CLOUDMESH is a trademark of NetComm Wireless Pty Ltd. - On 1 July, 2019, NetComm Wireless was acquired by Casa Systems Inc., a Delaware company.



NetComm Wireless Limited was acquired by Casa Systems, Inc.
Casa Systems, the future of NetComm

AU

ANZ HEAD OFFICE SYDNEY

Casa Systems Inc.
18-20 Orion Road, Lane Cove NSW 2066, Sydney
Australia | +61 2 9424 2070
www.netcomm.com

US

CORPORATE HEADQUARTERS ANDOVER

Casa Systems Inc.
100 Old River Road, Andover, MA 01810
USA | +1 978 688 6706
www.casa-systems.com